



Renewable Energy Technologies

With the use of the excellent load-sensing steering system and AC controlling renewable energy technologies, the forklift is more energy-saving and the working hour of the battery is extended by 15%.





1-1.8t

**H SERIES LITHIUM BATTERY POWERED
COUNTERBALANCE FORKLIFT**

High quality lithium battery

Standard equipped with Heding high quality lithium battery. Long service life, five-year's warranty, zero pollution, maintenance free, 1.5-2 hours for full charge, more suitable for multi-shift work.



Large LCD screen

The large LCD screen can directly display the operating state of the vehicle. It also has the function of fault display and maloperation alarm.



Enclosed protection

The control levers are placed on the right side of seat. The lower parts of control board, including multi-way valve and cardan joint, are protected by shielding panel from dust damage.



Ergonomic design

The lifting system is standard configured with buffering function, which ensures soothing landing of a load and better operation safety. And the enlarged cross section of the wide view mast makes the entire structure more stable.




Side-placed charging port

The lithium battery can operate at temperatures up to 55°C. Under extreme cold temperatures, the battery can still maintain excellent discharge performance with optional self-heating function.

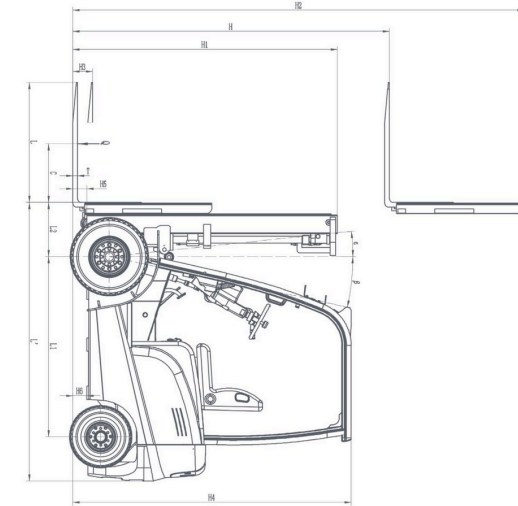
Improved safety performance

High-mounted rear axle construction improves the machine's lateral stability. Optional steering speed control makes the operation more safety.



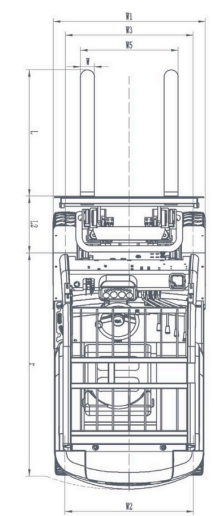
WIDE VIEW MAST

Mast model	Max. lifting height (")	Load Capacity (load center 19.6") (lb)			Mast overall height (")	Mast tilting angle (front/rear)
		1t	1.5	1.8t	1-1.8t	
M200	78.7	2204.6	3306.9	3968.3	58.6	6/12
M250	98.4	2204.6	3306.9	3968.3	68.5	6/12
M270	106.2	2204.6	3306.9	3968.3	72.4	6/12
M300	118.1	2204.6	3306.9	3968.3	78.3	6/12
M330	129.9	2204.6	3306.9	3747.8	84.2	6/12
M350	137.7	2204.6	3306.9	3527.3	88.1	6/12
M370	145.6	2204.6	3306.9	3527.3	92.1	6/6 *6/12
M400	157.4	2204.6	3306.9	3527.3	100	6/6 *6/12
M425	167.3	1984.1 *2204.6	2866 *3306.9	3086.4 *3527.3	104.9	6/6 *6/12
M450	177.1	*1984.4	*2866	*3086.4	109.8	6/6 *6/12
M500	196.8	*1763.6	*2645.5	*2866	119.6	6/6 *6/6
M550	216.5	*1322.7	*2425	*2645.5	131.4	*3/6
M600	236.2	*992	*1433	*1763.6	141.3	*3/6
Note: (1)*refers to the load capacity of truck with dual tires						
(2)The service weight is the weight of truck with dual tires: +242.5 lb						
(3)Max. lifting height (backrest): +22.8"						



WIDE VIEW FULL FREE 2-STAGE MAST

Mast model	Max. lifting height (")	Load Capacity (load center 19.6") (lb)			Mast overall height (")	Free lifting height (with backrest) "	Mast tilting angle (front/rear)
		1t	1.5t	1.8t	1-1.8t	1-1.8t	
ZM200	78.7	2204.6	3306.9	3968.3	58.6	18.7	6/12
ZM250	98.4	2204.6	3306.9	3968.3	68.5	28.5	6/12
ZM300	118.1	2204.6	3306.9	3968.3	78.3	38.3	6/12
ZM330	129.9	2204.6	3306.9	3747.8	84.2	44.2	6/12
ZM350	137.7	2204.6	3306.9	3527.3	88.1	48.2	6/6 *6/12
ZM370	145.6	2204.6	3306.9	3527.3	92.1	49.2	6/6 *6/12
ZM400	157.4	2204.6	3306.9	3527.3	100	60	6/6 *6/12
ZM425	167.3	1984.1 *2204.6	2866 *3306.9	3086.4 *3527.3	104.9	64.9	6/6 *6/12
ZM450	177.1	*1984.4	2425 *2866	2645.5 *2086.4	109.8	69.8	6/6 *6/6
ZM500	196.8	*1763.6	2094.3 *2535.3	2314.8 *2755.7	119.6	79.7	*3/6
ZM550	216.5	*1322.7	*2204.6	*2425	131.4	91.5	*3/6
ZM600	236.2	*992	*1433	*1653.4	141.3	101.3	*3/6
Note: (1)*refers to the load capacity of truck with dual tires							
(2)The service weight is the weight of truck with dual tires: +242.5 lb							
(3)Free lifting height (without backrest): +20.4"							



WIDE VIEW FULL FREE 3-STAGE MAST

Mast model	Max. lifting height (")	Load Capacity (load center 19.6") (lb)			Mast overall height (")	Free lifting height (with backrest) "	Mast tilting angle (front/rear)
		1t	1.5t	1.8t	1-1.8t	1-1.8t	
ZSM360	141.7	2204.6	3306.9	3747.8	66.5	26.6	6/6 *6/6
ZSM400	157.4	1763.6	2866	3527.3	71.8	31.8	6/6 *6/6
ZSM435	171.2	1543.2	2645.5	3306.9	76.3	36.4	6/6 *6/6
ZSM450	177.1	1433	2535.3	3086.4	78.3	38.4	6/6 *6/6
ZSM480	188.9	1322.7	2425	2866	82.2	42.3	6/6 *6/6
ZSM500	196.8	1102.3	2204.6	2645.5	84.8	45	6/6 *6/6
ZSM550	216.5	881.8 *1102.3	1984.1 *2204.6	2094.3 *2425	93.7	53.5	3/6 *3/6
ZSM600	236.2	440.9 *992	1322.7 *1763.6	1433 *1984.1	100.3	60	3/6 *3/6

Note: (1)*refers to the load capacity of truck with dual tires
 (2)The service weight is the weight of truck with dual tires: +242.5 lb
 (3)Free lifting height (without backrest): +20.4"



Manufacturer and technical data

Characteristics

1.01	Manufacturer			VMAX USA		
1.02	Model			CPD10	CPD15	CPD18
1.03	Rated capacity	Q	lb	2,204.4	3,306.9	3,968.30
1.04	Load center distance	C	"	19.6	19.6	19.6
1.05	Power type			Lithium Battery	Lithium Battery	Lithium Battery
1.06	Driving type			Seated	Seated	Seated
1.07	Wheel base	L1	"	53.5	53.5	53.5

Tires

2.01	Tire type			Pneumatic	Pneumatic	Pneumatic
2.02	Wheel number (front/rear)			2X / 2	2X / 2	2X / 2
2.03	Front tread	W3	"	35.9	35.9	35.9
2.04	Rear tread	W2	"	36.2	36.2	36.2
2.05	Tire (front)			6.50-10-12PR	6.50-10-12PR	6.50-10-12PR
2.06	Tire (rear)			5.00-8-8PR	5.00-8-8PR	5.00-8-8PR

Size

3.01	Front overhang	L2	"	15.7	15.7	15.7
3.02	Mast tilting angle, front/rear	α/β	°	6/12	6/12	6/12
3.03	Height with mast retraction	H1	"	78.5	78.5	78.5
3.04	Free lifting height	H3	"	5.5	5.5	5.5
3.05	Max. lifting height	H	"	118.1	118.1	118.1
3.06	Max.height after lifting	H2	"	158.4	158.4	158.4
3.07	Overall guard height	H4	"	82.6	82.6	82.6
3.08	Fork size: length x width x thickness	LxWxT	"	42.1 x 3.9 x 1.2	42.1 x 3.9 x 1.3	42.1 x 3.9 x 1.3
3.09	Overall length (fork excluded)	L'	"	80.1	80.1	80.1
3.10	Overall width	W1	"	42.9	42.9	42.9
3.11	Turning radius	r	"	78.6	78.6	78.6
3.12	Ground clearance of mast	H5	"	4.1	4.1	4.1
3.13	Ground clearance of wheel base center (loaded)	H6	"	4.5	4.5	4.5
3.14	Right Angle Stacking Aisle Width (39.3" X 39.3", Clearance 7.8")	Ast	"	149.4	149.4	149.4
3.15	Right Angle Stacking Aisle Width (47.2" X 47.2", Clearance 7.8")	Ast	"	157.3	157.3	157.3
3.16	Lateral fork adjustment Max./Min.	W5	"	38.1/7.8	38.1/7.8	38.1/7.8

Performance

4.01	Traveling speed (loaded/unloaded)		m/h	8/9.3	8/9.3	8/9.3
4.02	Lifting speed (loaded/unloaded)		"/s	9.4/17.7	9.4/17.7	9.4/17.7
4.03	Lowering speed		"/s	<23.6	<23.6	<23.6
4.04	Gradeability (loaded)		%	12	12	12

Weight

5.01	Total weight		lb	6,525.6	6,878.4	7,054.70
------	--------------	--	----	---------	---------	----------

Lithium Battery

6.01	Lithium Battery Voltage / Capacity		V/Ah	80/150	80/150	80/173
6.02	Lithium Battery Weight (with battery box)		lb	1,278.6	1,278.6	1,410.90

Motor and Controller

7.01	Driving motor power-60 minutes		Kw	8		
7.02	Lifting motor power (S3 15%)		Kw	10		
7.03	Driving motor control mode			AC		
7.04	Lifting motor control mode			AC		
7.05	Service brake/parking brake			Hydraulic / Mechanical		
7.06	Hydraulic system working pressure		Mpa	17.5		

