



Renewable Energy Technologies

With the use of the excellent load-sensing steering system and AC controlling renewable energy technologies, the forklift is more energy-saving and the working hour of the battery is extended by 15%.



VMAX USA

Advanced AC motor

Compared with DC motor, the maximum speed of AC motor is higher, which is more compact yet more powerful. With faster start-up response, the forklift can run at full speed over short distances. No need to replace carbon brush or diverter, thus saving maintenance cost.

High Quality Lithium Battery

Standard equipped with Heding high quality lithium battery. Long service life, five-year warranty, zero pollution, maintenance free. 1.5-2 hours for full charge, more suitable for multi-shift work.

Electronic control system

Standard equipped with ZAPI electronic control system. The start, driving and loading are all controlled by electronic control system with high precision and efficiency, which has ramp braking and fault self-diagnosis functions.

Reinforced Components

The maintenance-free wet disc brake system provides excellent brake performance. The compact structure, small deflection, and dust-proof and water-proof design of the casting steering axle endow the forklift with long service life and working reliability.

3-4t


**K SERIES LITHIUM BATTERY POWERED
COUNTERBALANCE FORKLIFT**

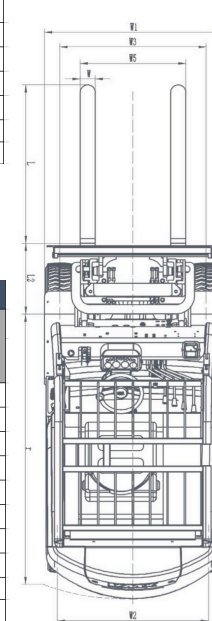
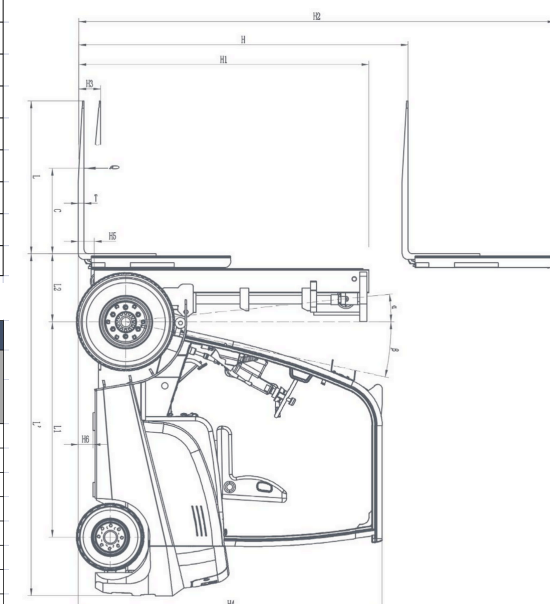
Side-placed charging port

The lithium battery can operate at temperatures up to 55 C°. Under extreme cold temperatures, the battery can still maintain excellent discharge performance with optional self-heating function.

Flexible steering system

The dynamic load sensing priority steering system ensures faster steering response. The frame is connected to the steering axle in suspension, ensuring excellent vibration damping performance, and more stable driving.





WIDE VIEW MAST

Mast model	Max. lifting height (")	Load Capacity (load center 19.6") (lb)			Mast overall height (")			Mast tilting angle (front/rear)
		3t	3.5t	4t	3t	3.5t	4t	
M200	78.7	6613.8	7716.1	8818.4	61.6	61.6	64.9	6/12
M250	98.4	6613.8	7716.1	8818.4	71.4	71.4	74.8	6/12
M270	106.2	6613.8	7716.1	8818.4	75.3	75.3	78.7	6/12
M300	118.1	6613.8	7716.1	8818.4	81.2	81.2	84.6	6/12
M330	129.9	6613.8	7716.1	8818.4	87.2	87.2	90.5	6/12
M350	137.7	6613.8	7716.1	8818.4	91.1	91.1	94.4	6/12
M370	145.6	6613.8	7716.1	8818.4	95	95	98.4	6/6 *6/12
M400	157.4	6613.8	7275.2 *7716.1	8818.4	102.9	102.9	106.2	6/6 *6/12
M425	167.3	6283.1 *6613.8	7054.7 *7716.1	8377.5	107.8	107.8	111.2	6/6 *6/12
M450	177.1	5732 *6613.8	6393.4 *6834.3	7716.1	112.7	112.7	116.1	6/6 *6/12
M500	196.8	4629.7 *6283.1	5291 *6062.7	7054.7	122.6	122.6	125.9	6/6 *6/6
M550	216.5	*5291	3968.3 *5291	5732	134.4	134.4	137.7	*3/6
M600	236.2	*4850.1	3086.4 *4850.1	5291	144.2	144.2	147.6	*3/6

Note: (1)*refers to the load capacity of truck with dual tires

WIDE VIEW FULL FREE 2-STAGE MAST

Mast model	Max. lifting height (")	Load Capacity (load center 19.6") (lb)			Mast overall height (")			Free lifting height (with backrest) "			Mast tilting angle (front/rear)
		3t	3.5t	4t	3t	3.5t	4t	3t	3.5t	4t	
ZM200	78.7	6613.8	7716.1	8818.4	61.6	61.6	64.9	12.7	12.7	16.2	6/12
ZM250	98.4	6613.8	7716.1	8818.4	71.4	71.4	74.8	22.6	22.6	26.1	6/12
ZM300	118.1	6613.8	7716.1	8818.4	81.2	81.2	84.6	32.4	32.4	35.9	6/12
ZM330	129.9	6613.8	7716.1	8818.4	87.2	87.2	90.5	38.3	38.3	41.8	6/12
ZM350	137.7	6613.8	7716.1	8818.4	91.1	91.1	94.4	42.3	42.3	45.7	6/6 *6/12
ZM370	145.6	6283.1 *6613.8	7716.1	8818.4	95	95	98.4	46.2	46.2	49.7	6/6 *6/12
ZM400	157.4	5952.4 *6613.8	7054.7 *7716.1	8818.4	102.9	102.9	106.2	54.1	54.1	55.6	6/6 *6/12
ZM425	167.3	5621.7 *6283.1	6834.3 *7054.7	8377.5	107.8	107.8	111.2	59	59	60.5	6/6 *6/12
ZM450	177.1	5291 *5952.4	6613.8 *6724	7716.1	112.7	112.7	116.1	63.9	63.9	65.4	6/6 *6/6
ZM500	196.8	4409.2 *5952.4	5511.5 *6283.1	7054.7	122.6	122.6	125.9	73.8	73.8	75.3	*3/6
ZM550	216.5	3527.3 *4850.1	*5511.5	5732	134.4	134.4	137.7	85.6	85.6	85.1	*3/6
ZM600	236.2	2645.5 *4188.7	*5070.6	5291	144.2	144.2	147.6	97.4	97.4	95	*3/6

Note: (1)*refers to the load capacity of truck with dual tires

(2)The service weight is the weight of truck with dual tires: +242.5 lb

(3)Free lifting height (without backrest): +3-3.5T: +22.8"; 4T: +21"

WIDE VIEW FULL FREE 3-STAGE MAST

Mast model	Max. lifting height (")	Load Capacity (load center 19.6") (lb)			Mast overall height (")			Free lifting height (with backrest) "			Mast tilting angle (front/rear)
		3t	3.5t	4t	3t	3.5t	4t	3t	3.5t	4t	
ZSM360	141.7	6613.8	7716.1	8818.4	69.4	69.4	73.2	20.7	20.7	24.5	6/6 *6/6
ZSM400	157.4	6613.8	7716.1	8818.4	74.4	74.4	78.4	26	26	29.7	6/6 *6/6
ZSM435	171.2	6172.9 *6283.1	6834.3 *7054.7	7275.2 *8818.4	79.3	79.3	83	30.6	30.6	34.3	6/6 *6/6
ZSM450	177.1	5511.5 *5952.4	6172.9 *6613.8	6613.8 *7716.1	81.2	81.2	85	32.5	32.5	36.3	6/6 *6/6
ZSM480	188.9	4960.4 *5401.3	5511.5 *6062.7	5952.4 *7054.7	85.2	85.2	88.9	36.5	36.5	40.2	6/6 *6/6
ZSM500	196.8	4629.7 *5070.6	5070.6 *5732	5511.5 *6613.8	87.8	87.8	91.6	39.1	39.1	42.9	6/6 *6/6
ZSM550	216.5	3527.3 *4629.7	3747.8 *5070.6	4409.2 *5511.5	94.4	94.4	98.1	45.7	45.7	49.4	3/6 *3/6
ZSM600	236.2	2645.5 *4188.7	2866 *4629.7	3306.9 *5070.6	102.9	102.9	106.6	54.2	54.2	57.9	3/6 *3/6

Note: (1)*refers to the load capacity of truck with dual tires

(2)The service weight is the weight of truck with dual tires: +242.5 lb

(3)Free lifting height (without backrest): +3-3.5T: +22.8"; 4T: +21"

Manufacturer and technical data

Characteristics

1.01	Manufacturer			VMAX USA		
1.02	Model			CPD30	CPD35	CPD40
1.03	Rated capacity	Q	lb	6,613.8	7,716.1	8,818.40
1.04	Load center distance	C	"	19.6	19.6	19.6
1.05	Power type			Lithium Battery	Lithium Battery	Lithium Battery
1.06	Driving type			Seated	Seated	Seated
1.07	Wheel base	L1	"	62.9	62.9	70.8

Tires

2.01	Tire type			Pneumatic	Pneumatic	Pneumatic
2.02	Wheel number (front/rear)			2X / 2	2X / 2	2X / 2
2.03	Front tread	W3	"	39.3	39.3	45.6
2.04	Rear tread	W2	"	38.1	38.1	38.1
2.05	Tire (front)			28x9-15-12PR	28x9-15-12PR	250-15-12PR
2.06	Tire (rear)			18x7-8-14PR	18x7-8-14PR	18x7-8-16PR

Size

3.01	Front overhang	L2	"	18.7	18.7	20.4
3.02	Mast tilting angle, front/rear	α/β	°	6/12	6/12	6/12
3.03	Height with mast retraction	H1	"	79.7	79.7	84.6
3.04	Free lifting height	H3	"	5.9	5.9	5.9
3.05	Max. lifting height	H	"	118.1	118.1	118.1
3.06	Max.height after lifting	H2	"	163.7	163.7	168.1
3.07	Overall guard height	H4	"	82.3	82.3	82.3
3.08	Fork size: length x width x thickness	LxWxT	"	42.1 x 4.9 x 1.7	42.1 x 4.9 x 1.9	42.1 x 4.9 x 1.9
3.09	Overall length (fork excluded)	L'	"	98.7	98.7	105.9
3.10	Overall width	W1	"	48	48	55.9
3.11	Turning radius	r	"	92.9	92.9	100.3
3.12	Ground clearance of mast	H5	"	4.7	4.7	5.1
3.13	Ground clearance of wheel base center (loaded)	H6	"	5.1	5.1	5.1
3.14	Right Angle Stacking Aisle Width (39.3" X 39.3", Clearance 7.8")	Ast	"	161.6	161.6	167.3
3.15	Right Angle Stacking Aisle Width (47.2" X 47.2", Clearance 7.8")	Ast	"	169.4	169.4	175.2
3.16	Lateral fork adjustment Max./Min.	W5	"	43.3/9.8	43.3/9.8	51.1/9.8

Performance

4.01	Traveling speed (loaded/unloaded)		m/h	8.7/9.3	8.7/9.3	7.4/8
4.02	Lifting speed (loaded/unloaded)		"/s	11.8/15.7	11.8/15.7	9.8/13.7
4.03	Lowering speed		"/s	<23.6	<23.6	<23.6
4.04	Gradeability (loaded)		%	14	14	14

Weight

5.01	Total weight		lb	10,912.8	11,552.2	11,772.60
------	--------------	--	----	----------	----------	-----------

Lithium Battery

6.01	Lithium Battery Voltage / Capacity		V/Ah	80/280	80/346	80/346
6.02	Lithium Battery Weight (with battery box)		lb	2,480.2	2,579.4	2,579.4

Motor and Controller

7.01	Driving motor power-60 minutes		Kw		16.6	
7.02	Lifting motor power (S3 15%)		Kw		13.5	
7.03	Driving motor control mode				AC	
7.04	Lifting motor control mode				AC	
7.05	Service brake/parking brake				Hydraulic / Mechanical	
7.06	Hydraulic system working pressure		Mpa	17.5		20

